



0-10V
1-10V
10V PWM
Resistance DIM
DALI-2
PUSH DIM/CTT

PF>096


THD<10%

Flicker-free

IEEE 1789
High frequency exemption level

LED Intelligent CT Driver (CV)

- DALI-DT8, DIM and color temperature adjusting driver
- Dimming range: 0~100%, LED start at 0.1% possible.
- Color temperature adjusting range: 2700-6500K
- 2 independently SELV constant voltage output channels High
- Efficiency driver: PF>0.96, THD<10%
- 0-100% flicker-free, High frequency exemption level.
- DIM/CCT interfaces: DALI-DT8 /0-10V,1-10V, 10V PWM,RESISTANCE DIM
- In line with the EU energy efficiency ERP directive, standby power consumption < 0.5W
- Constant power design, adjust different color temperature to keep the same brightness.
- Over load / Over temp. / Short circuit / Over voltage protection, recover automatically.
- Suitable for internal lights application for I / II / III.
- Up to 50000-hour life time.




Specification

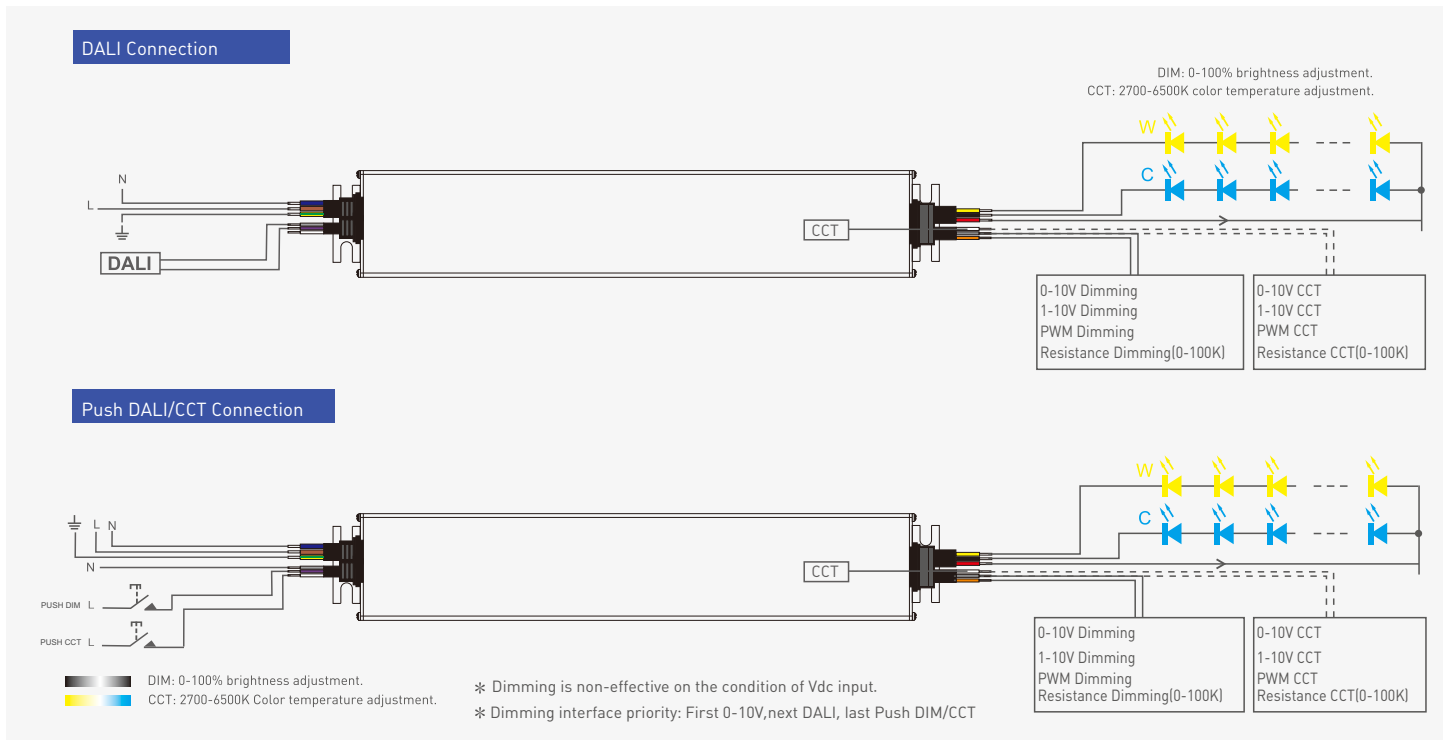
Model	AP-200WUDF-12S	AP-200WUDF-24S	AP-200WUDF-36S	AP-200WUDF-48S	
OUTPUT	Output voltage	12VDC	24VDC	36VDC	48VDC
	Output voltage range	12VDC±0.3VDC	24VDC±0.6VDC	36VDC±0.6VDC	48VDC±0.6VDC
	Output current	Max 16.7A	Max 8.3A	Max 5.56A	Max 4.17A
	Output power	Max 200W			
	Output power range	0~200W			
	With or without strobe	No strobe			
	Dimming range	0~100%, dimming depth: Max. 0.1%			
	Ripple & Noise	≤150mV	≤240mV	≤360mV	≤480mV
PWM frequency	4-16Khz				
INPUT	DIM/CCT interface	DALI-DT8/0-10V/1-10V/10V PWM/RESISTANCE DIM(0-100K)			
	Input voltage	100-264Vac			
	Frequency	50/60Hz			
	Input current	2.4~0.8A			
	Powerfactor	PF>0.96/230Vac, at full load			
	THD	≤10% at 230Vac, at full load			
	Efficiency (typ.)	93%	94%	94%	94%
	Inrushcurrent(typ.)	Cold start 60A at 230Vac			
	Control surge capability	L-N:1KV			
Leakage current	Max. 0.5mA				
ENVIRONMENT	Working temperature	ta: -25°C ~ 50°C tc: 90°C			
	Working humidity	20 ~ 95%RH, non-condensing			
	Storage temp., humidity	-40°C ~ 80°C, 10-95%RH			
	Vibration	10-500Hz, 2G 12min./1cycle, period for 72min. each along X, Y, Z axes.			
PROTECTION	Overtemperature	Protection type:Shut down o/p voltage, re --power on to recover			
	Over voltage protection	The no-load voltage is greater than 120%~150% rated output voltage. Shut down the output and It can be automatically restored after the fault is eliminated			
	Short circuit protection	Protection type: 1. When the first level short-circuit protection is triggered, the fault will recover automatically after 3 seconds. 2. When the second-level short-circuit protection is triggered, the power needs to be turned on again after the fault is eliminated			
SAFETY & EMC	Withstand voltage	I/P-O/P: 3750Vac			
	Isolation resistance	I/P-O/P: 100MΩ/500VDC/25°C/70%RH			
	Safety standards	IEC/EN61347-1, IEC/EN61347-2-13			
	EMC emission	EN55015, EN61000-3-2 Class C, IEC61000-3-3			
	EMC immunity	EN61000-4-2,3,4,5,6,8,11 EN61547			
	Strobeteststandard	IEEE 1789			

Dimensions

Unit: mm



Wiring diagram



Push DIM



ResetSwitch

- On/off control: Short press
- Stepless dimming: Long press
- With every other long press, the brightness level goes to the opposite direction.
- Dimming memory: Go to the brightness level adjusted previously when lights are turned on.

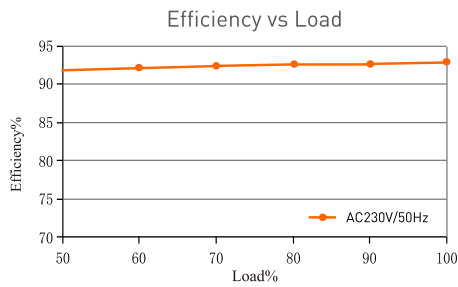
Push CCT



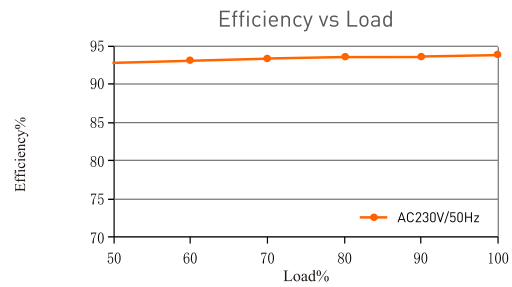
ResetSwitch

- Switch color temperature by bin: Short press to preset 4 level color temperature
- Stepless Tinting: Long Press
- Every other long press, the color temperature will be adjusted in the opposite direction
- Color Memory: When PushDIM briefly presses the switch, the light returns to its previously adjusted brightness and color temperature.

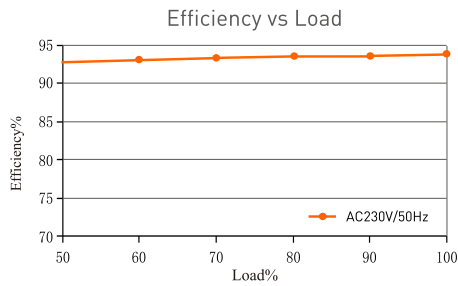
Relationship diagrams



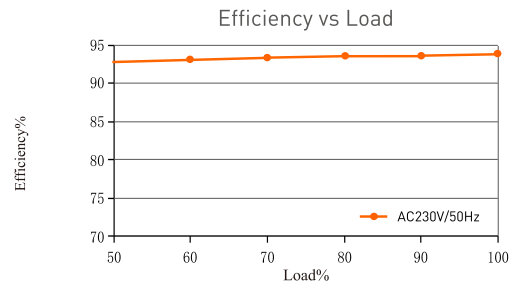
AP-200WUDF-12S



AP-200WUDF-24S



AP-200WUDF-36S

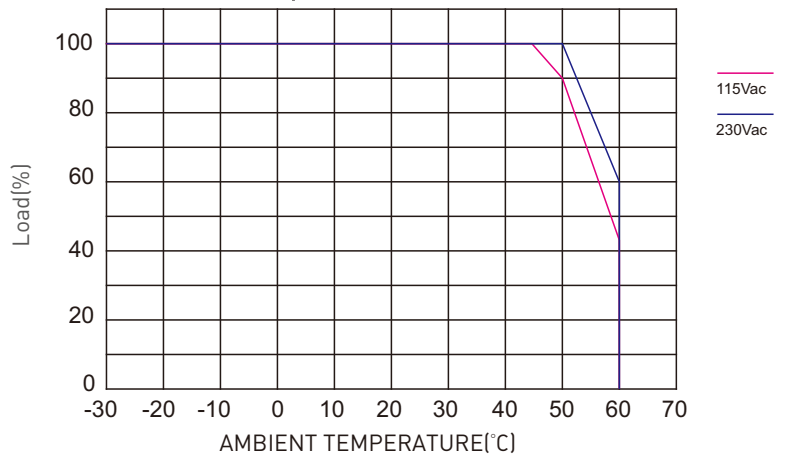


AP-200WUDF-48S

Packaging Information

DIMENSION	287x44x23.8mm(LxWxH)
PACKING	340x69x33mm(LxWxH)
CARTON QUANTITY	20PCS
CARTON SIZE	360x348x150mm(LxWxH)
WEIGHT	650g±10gPCS

Temperature load curve



Flicker Test Form

IEEE 1789

Limit of Modulation in low risk area	
Waveform frequency of Optical output	limit (%)
$f \leq 8\text{Hz}$	0.2
$8\text{Hz} < f \leq 90\text{Hz}$	$0.025 \times f$
$90\text{Hz} < f \leq 1250\text{Hz}$	$0.08 \times f$
$f > 1250\text{Hz}$	Exemption assessment
Limit of Modulation in no effect area	
Waveform frequency of Optical output	limit (%)
$f \leq 10\text{Hz}$	0.1
$10\text{Hz} < f \leq 90\text{Hz}$	$0.01 \times f$
$90\text{Hz} < f \leq 3125\text{Hz}$	$[0.08/2.5] \times f$
$f > 3125\text{Hz}$	Exemption assessment (High frequency exemption)

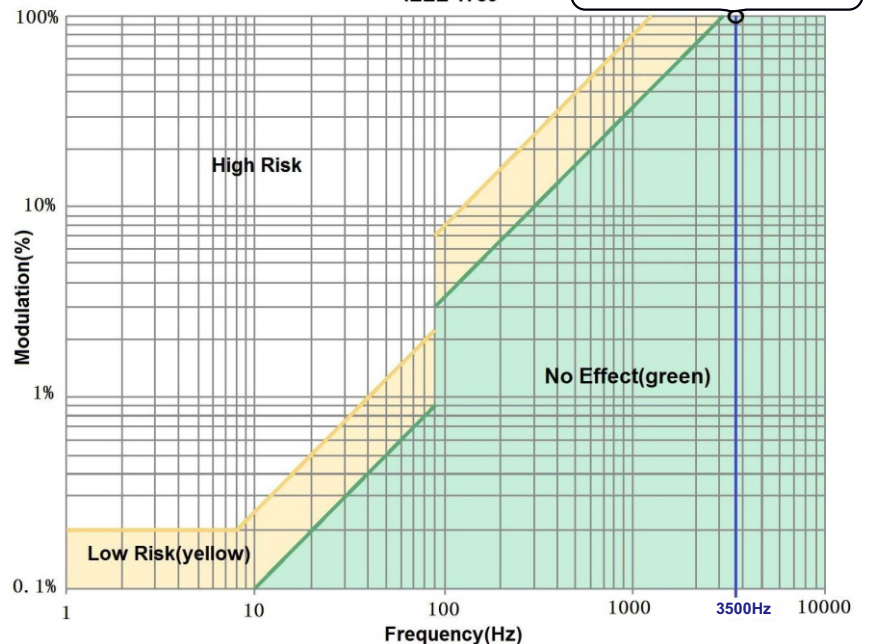
Brightness

- ◆ 1%
- ◆ 5%
- ◆ 10%
- 20%
- ◆ 30%
- 40%
- ★ 50%
- 60%
- 70%
- ★ 80%
- ★ 90%
- ◆ 100%

Exemption assessment (High frequency exemption)



IEEE 1789



* No further notice if any changes in the manual. Product function depends on the goods. Please feel free to contact your supplier if any question.